


# FLUOROsPEED

Patient-side R/F system

X1 edition



SHIMADZU

FLUOROspect



## C-levels

Justifying your decision with clinical productivity




FLUOROspeed table is designed for maximizing the room productivity with flexible room customizability.

Shimadzu's original Digital platform has anti-virus software feature as standard thereby reducing your risk from cyberattack.

## Radiologists

Being your workhorse for daily examinations



"GLIDE ASSIST" technology – Stress-free system maneuverability for concentrating on patient care during exams.

## Radiographic Technologists

Focusing on patient care with  
an intuitive system



Elevating table with automatic kneeling function of X-ray tube  
for further comfortability for both patients and caregivers.

## Patients

Designed for patient satisfaction



FLUOROsPEED table is designed with a Side Touch Sensor for  
patient safety.

Its wide SID space for patient comfortability.

# Shimadzu passion – Our priority is YOU. The “Universal” concept for all the stakeholders.

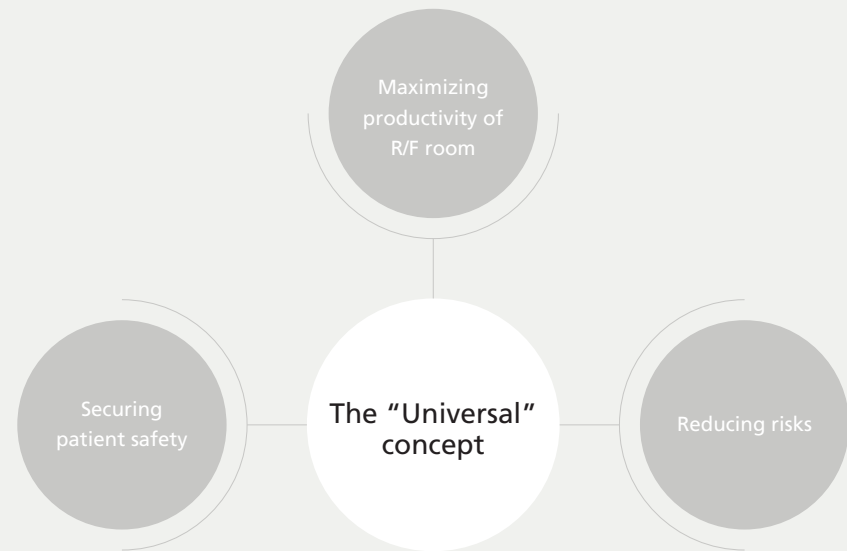
The “Universal” concept is the foundation of Shimadzu's comprehensive R/F portfolio.

Securing patient safety - Unlike other R/F systems, the imaging unit covers wide-coverage with minimal or no table-top movement. Shimadzu’s philosophy is to minimize patient motion ensuring as much safety as possible.

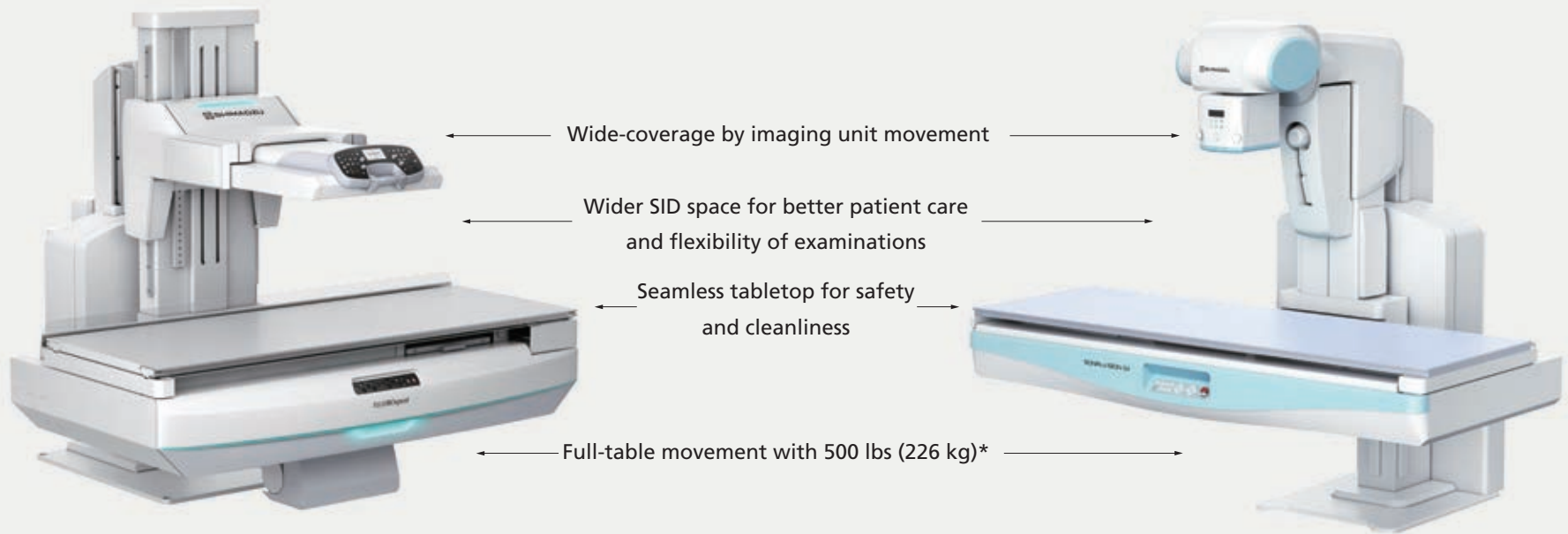
Maximizing productivity – “Universal R/F” system can perform multiple examinations! This concept also gives you opportunities for utilizing the R/F systems not just general R/F study, but also other uses. The Shimadzu R/F system is your workhorse for covering all your daily examinations.

Reducing risks – Our “Universal” tables are ready for 500 lbs (226 kg) patient load.

The passion is embodied from the SONIALVISION G4 to the FLUOROspeed.



# Shimadzu “Universal R/F” Family – The best choices for YOU.



**FLUOROsPEED** X1 edition  
Patient-side R/F system

**SONIALVISION G4** LX edition  
Universal remote R/F system

\*optional for SONIALVISION G4



# User Friendly

## GLIDE ASSIST Technology

The GLIDE ASSIST technology allows the operator to move the imaging deck easily in all directions.



## Stress-free system maneuverability

Newly designed "GLIDE ASSIST" handle is based on Shimadzu's motor-driven power assist technology, which is easy to change the imaging deck position regardless of standing or horizontal table positions.

The handle recognizes the user's grip movement for guiding imaging deck movement smoothly. Exposure buttons, fluoroscopy buttons and record fluoro buttons are deployed on both ends for left-handed and right-handed clinicians.



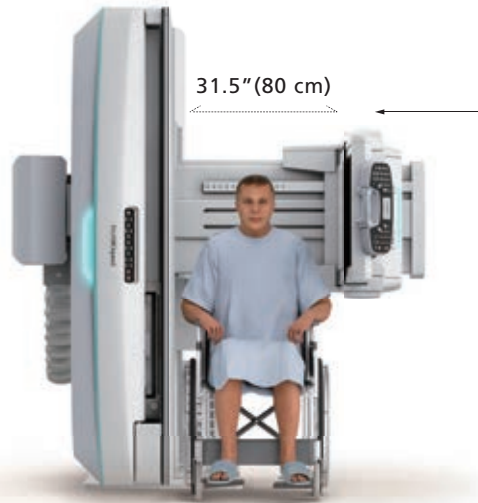
## FPD deck parking at any position

Unlike other conventional R/F systems, the deck can be parked in any position, a feature that provides stress-free examination workflow.



# Responding to a wide range of Clinical Needs

## Barium Study



31.5" (80 cm)

### Wide space

Max 31.5" (80 cm) wide space between tabletop and FPD provides better comfort to your patients in a swallow study such as speech pathology.

## Safe Examination Environment

For patient safety, a touch sensor is mounted on the side of imaging tower.



## Orthopedics, General Radiography

### Intelligent SID

FLUOROspeed has intelligent SID feature that provides SID choices up to SID 59.1" (150 cm). You can perform long SID radiography and/or barium studies with the FLUOROspeed table.

Max. SID  
up to 59.1" (150 cm)




### Wide coverage

FLUOROspeed imaging deck covers full body coverage from the upper G.I. down to the lower extremities without longitudinal tabletop movement.

# Pediatrics

## Removable Grid for pediatric patients ( standard )

It is a further advantage in dose reduction, and it is important especially when the radiation exposure is a particular concern, such as pediatrics and gynecology.



## Elevating table

With the lowest minimum table height setting available in its class, even elderly, pediatric and bariatric patient can get on and off the table easily.

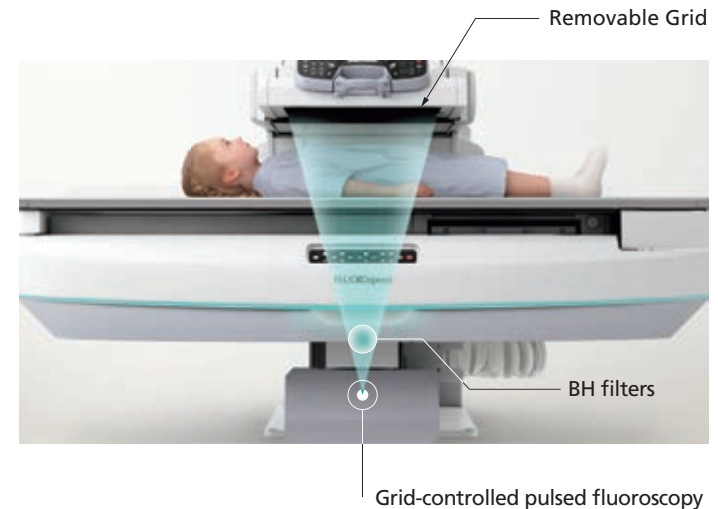
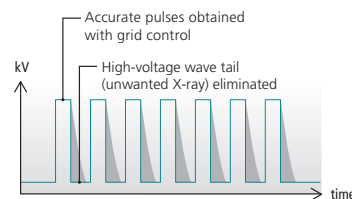
## Automatic kneeling function of X-ray tube for easy accessibility

As the FLUOROspect table lowers, the X-ray tube retracts into the table to allow for the lowest possible table height, allowing the imaging deck to be freely positioned without the x-ray tube hitting the floor. This aids in easy accessibility.

## Comprehensive Dose Reduction and Management

Equipped with various functions to effectively reduce radiation exposure levels, the system provides peace of mind for both patients and attending personnel during examinations.

To efficiently minimize exposure levels during examinations, the system features grid controlled pulsed fluoroscopy with wave tail elimination.



# Provide confidence in diagnosis, consistently optimal image quality.

Various field-of-view selection up to 17x17 inches support entire clinical cases. Shimadzu's digital image processing, SUREEngine-Advance, provides excellent radiography image quality at optimized dose control.



# SCORE PRO Advance for fluoroscopic examinations

Realize optimal image quality with easy customized setup

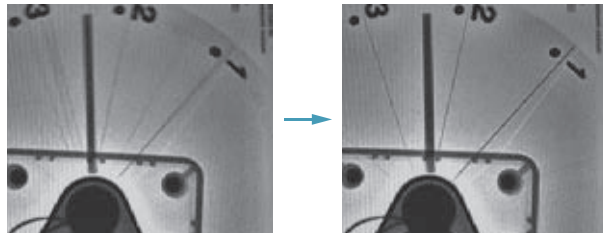
## SCORE PRO Advance

Reduces background noise components in real time to emphasize only the target area. SCORE PRO Advance offers the best balanced optimization of fluoroscopic image quality and radiation dose in multi-purpose examination, such as GI, cholangiopancreatography and so on.

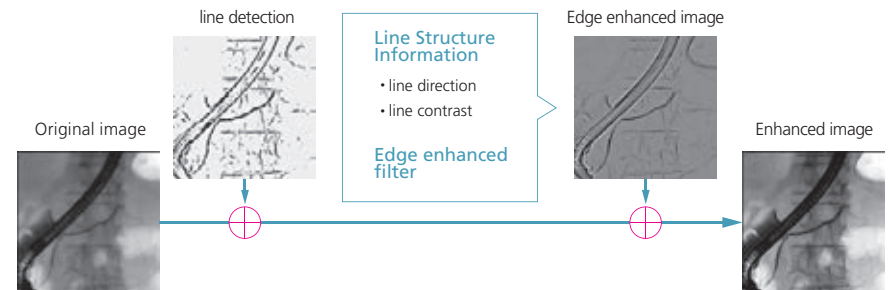


## Adoption of the latest motion tracking noise reduction

By performing block matching between frames, and recursive processing between the most matched blocks, noise is efficiently reduced without any lag.



Emphasizes only the target object without enhancing background noise.



# Customize your R/F room

## For taking care of your daily examinations

- Combining a ceiling tube mount and a wall stand makes your clinical study efficient and profitable.
- Adding wireless FPD in your room, increases effectiveness of your radiographic examinations workflow.

- R/F table — Elevation : 25.6" - 43.3" ( 65 cm-110 cm )
- Operation console — Intuitive touchscreen controller
- Monitor — 19"LCDs ( acq / ref )
- DR — Integrated one-DR console
- 2nd X-ray tube — Ceiling-mounted X-ray tube
- Protector apron — Scatter radiation protection apron for physicians
- Bucky wall stand — Vertical travel range : 59.1" ( 150 cm )
- Monitor cart — Selectable option
- Ceiling mounted monitor support — Selectable option
- Cabinet — R/F table control cabinet  
Digital Control cabinet  
High voltage generator

\*optional

Shimadzu original Digital R/F system with security software

Monitor suspension with console\*

Bucky stand

- Vertical travel range:59.1" (150 cm)
- Tilting angle \*: -20° - +90°

**GLIDE ASSIST Handle with Imaging deck**

- 17x17 inch Csl FPD
- Wider range of Intelligent SID 28.7"(73 cm) to 59.1"(150 cm)
- Wider clearance between tabletop and FPD of 31.5" (80 cm)

**Ceiling tube mount for maximizing productivity of R/F room**

**Removable grid for pediatric exams**

**Compact footprint & system cabinets**

- Minimum room space without ceiling tube mount:  
W 14.1 ft x D 11.2 ft (W430 cm x D340 cm)

**Tray unit**

- Size 14x17 inch Portrait / Landscape
- Travel range : 40.2"(102 cm)

**Shimadzu "Universal R/F" table**

- Elevation : 25.6" - 43.3"(65 cm-110 cm)
- High patient load for bariatric exams\* : 500 lbs (226 kg) at any height and all movements
- Hygienic tabletop
- \* 665 lbs (301 kg) patient load in Horizontal, stationary position.

**Monitor cart with console\***

Founded in 1875, Shimadzu Corporation, a leader in the development of advanced technologies, has a distinguished history of innovation built on the foundation of contributing to society through science and technology. We maintain a global network of sales, service, technical support and applications centers on six continents, and have established long-term relationships with a host of highly trained distributors located in over 100 countries. For information about Shimadzu, and to contact your local office, please visit our website at [www.shimadzu.com](http://www.shimadzu.com)



## Shimadzu Corporation

### Headquarters

1, Nishinokyo-Kuwabara-cho, Nakagyo-ku, Kyoto 604-8511, Japan  
<https://www.shimadzu.com/med/>



Shimadzu Corporation Medical Systems Division has been certified by TÜV Rheinland as a manufacturer of medical systems in compliance with ISO9001:2015 Quality Management Systems and ISO13485:2016 Medical Devices Quality Management Systems.

### Remarks:

- Every value in this catalogue is a standard value, and it may vary a little from the actual at each site.
- The appearances and specifications are subject to change for reasons of improvement without notice.
- Items and components in the photos may include optional items. Please confirm with your sales representative for details.
- Certain configurations may not be available pending regulatory clearance. Contact your Shimadzu representative for information on specific configurations.
- Before operating this system, you should first thoroughly review the Instruction Manual.